

1. GENERAL FEATURES:

Applications: Interface communication buffer between Mordomus modules;

Installation: DIN Rail Distribution Board.

2. GENERAL SPECIFICATIONS:

Mains Voltage: 12VDC;

Consumption: 35mA @ 12VDC;

Storage Temperature: -10 ° C to 60 ° C;

Operating Temperature: 10 ° C to 50 ° C;

Maximum humidity: 80% without condensation;

Physical Specifications:

Dimensions: 90mm X 35mm X 70mm;

Level of Protection: IP20, for indoor use;

3. COMPATIBILITY:

PCCWd Compatibility: All versions;

Mordomus Software Compatibility: Not applicable.

4. SECURITY:

Before making any connections, please read these instructions.

5. CONNECTIONS:

The MD Bus should not have branches or interruptions;

Thickness of Conductors:

Circuit Bus:

CAT6 Cable F / UTP shielded, twisted;

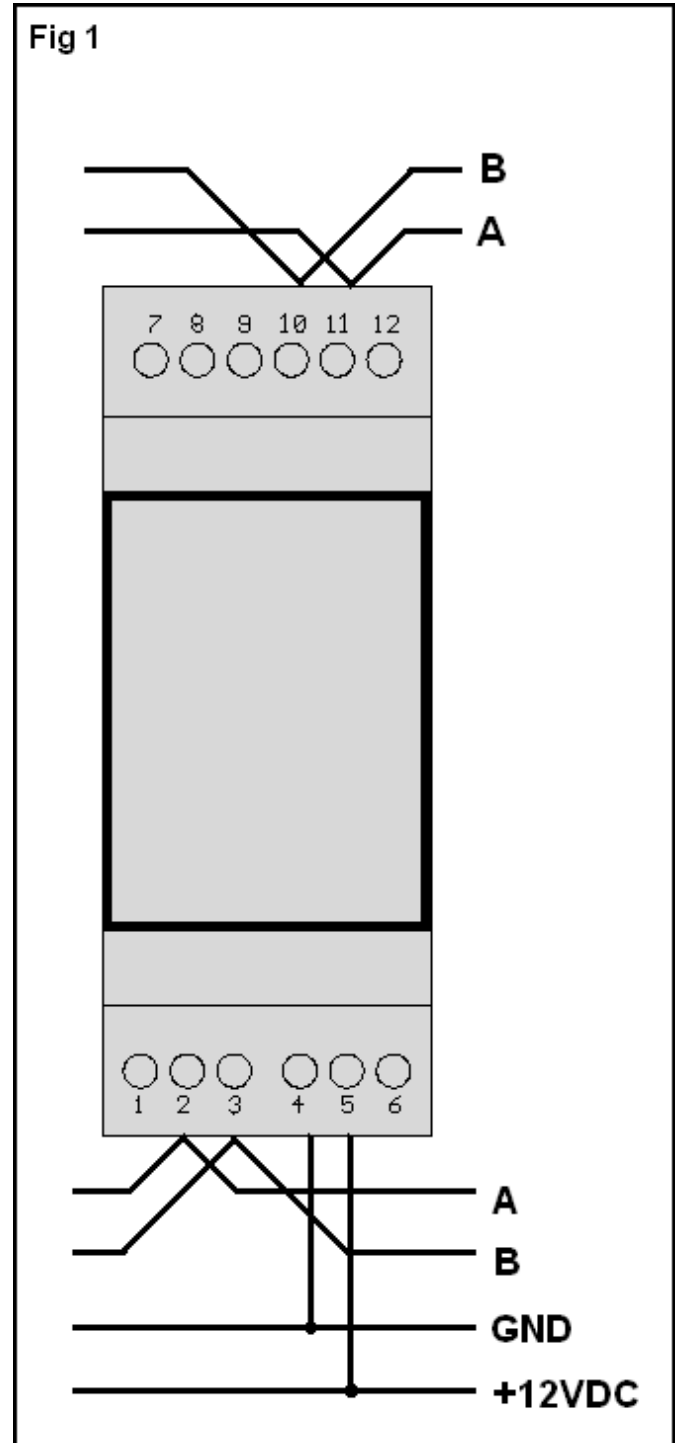
Power Circuit:

CAT6 Cable F / UTP shielded, twisted.

Table of Connections:

Nº	Function
1	GND
2	MD BUS (A)
3	MD BUS (B)
4	+ 12VDC
5	GND
10	MD BUS (B)
11	MD BUS (A)

Fig 1

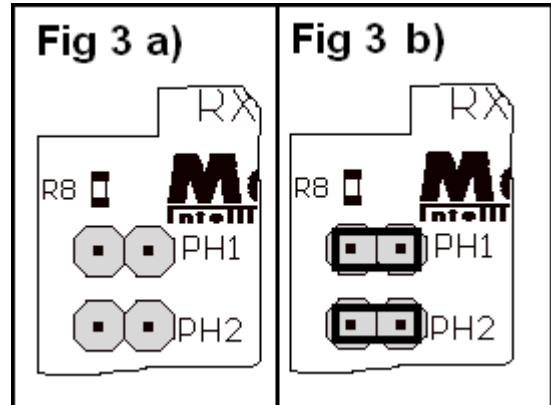
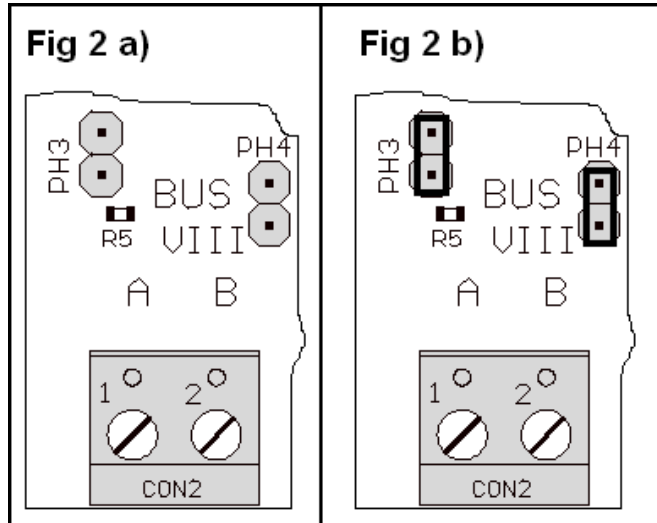


Connect the Bus:

To connect the BUS should be used a twisted pair cable CAT6. **For Example:** Green for **A** and Green/White to **B**. The shield should be connected to GND.

The BBF1Wd should be installed before the last module in which communication is failing.

Jumpers should be kept as in Fig 2 b) and Fig 3b).



Connect the 12VDC:

Is it recommended the use of Mean-Well power supplies, DR60-12 and DR30-12.

6. FUNCTIONING:

LED Code:

The Red LED D2 and D5 indicate data flow through BBF1Wd.